




SIXTY82™

[TPM]

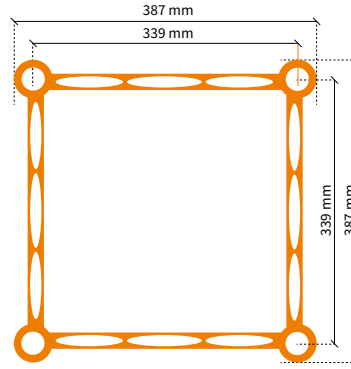

TRUSS SERIES



TPM39S

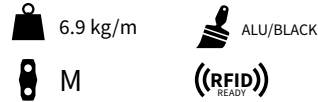
TPM39S Length Square

48.3 x 3 mm



Square - TPM39S

Code	Length
138501	21 cm
138502	25 cm
138504	50 cm
138505	81 cm
138506	100 cm
138508	200 cm
138510	300 cm
138512	400 cm



Load table TPM39S

Span m	CPL kg	Deflection mm	2 x load kg	Deflection mm	3 x load kg	Deflection mm	4 x load kg	Deflection mm	UDL kg/m	Deflection mm
2	3054.3	2	1527.2	3	1018.1	3	763.6	3	1527.2	3
4	1840.9	9	1275.3	12	1014.0	11	760.5	12	760.5	12
6	1329.0	21	916.4	27	728.4	25	570.3	27	504.9	26
8	1035.1	38	727.1	48	555.5	45	441.3	48	299.2	47
10	843.3	59	600.0	75	446.5	70	358.0	75	189.2	73
12	707.5	85	508.3	108	371.1	100	299.6	108	129.5	106
14	605.7	115	438.7	147	315.5	137	256.0	147	93.5	144
16	526.1	150	383.7	192	272.5	179	222.1	192	70.1	188
18	461.8	190	339.0	243	238.1	226	194.8	243	54.1	238
20	408.4	235	301.6	300	209.8	279	172.2	300	42.6	294

Cantilever load

Span m	1 x Load kg	Deflection mm	UDL kg/m	Deflection mm
0.5	1531.8	0	3060.6	0.1
1.0	1530.3	0.7	1527.2	0.6
1.5	1149.3	2.8	1016.0	1.9
2.0	918.3	7.1	760.5	4.4
2.5	770.0	14.6	535.7	7.6
3.0	662.0	26.1	380.2	11.3
3.5	579.7	42.4	287.3	15.9
4.0	514.9	64.4	226.6	21.6

Multiple supported span

Span m	CPL kg	Deflection mm	2 x Load kg	Deflection mm	UDL kg/m	Deflection mm
2	2219.1	0	1139.5	0	1220.5	0.3
4	2183.8	4	1128.7	3	607.1	2.4
6	1542.7	9	858.2	8	367.7	7.5
8	1234.4	17	679.4	15	213.6	13.7
10	1023.3	28	565.0	25	143.5	22.4
12	868.9	40	480.8	36	102.5	33.2
14	750.3	55	415.9	50	76.4	45.9
16	655.9	72	364.1	65	58.8	60.3
18	578.4	91	321.4	82	46.3	76.1
20	513.4	110	285.6	100	37.2	103.6

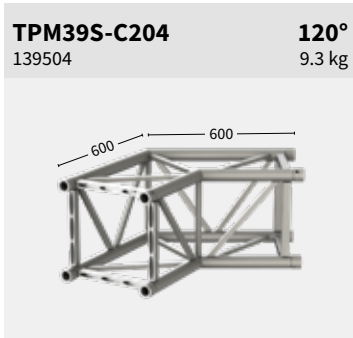

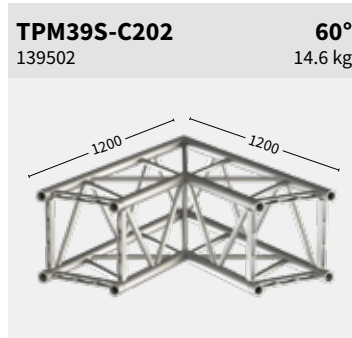
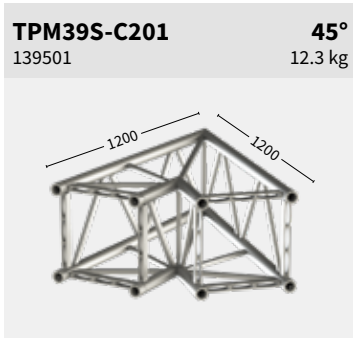
Find complete loading tables on SIXTY82.nl

All loading data is based on calculations per EN-1999-1-1 and the following assumptions:

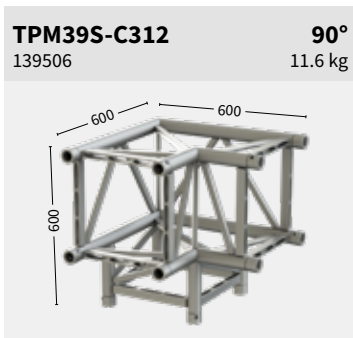
- Static loads only.
- Spans supported or suspended at both ends.
- Triangle trusses solely used apex-up, apex-down.
- 2 chords truss to be placed upright, supported from top chord and loaded from bottom chord.
- Truss spans can be constructed of elements of different length.

- Interaction between bending moment and shear force considered.
- Self-weight of truss is already considered.
- Assembled truss systems need an individual structural calculation. Please contact SIXTY82 or a structural engineer.
- Read the manual before use.
- Higher loading can be allowed depending on the truss configuration.

2way





3way

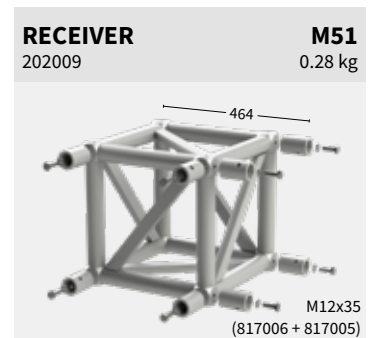
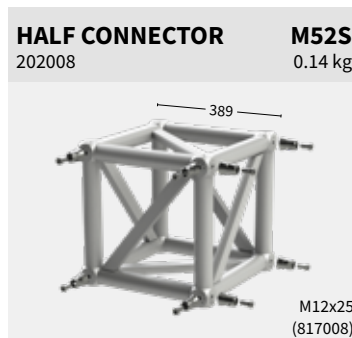
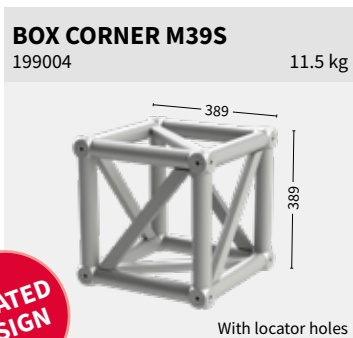


5way

4way



Box



UPDATED DESIGN



SIXTY82™

[TPM]
TRUSS SERIES

Sixty82 BV

Ampèrelaan 9 | 9207 AM Drachten | The Netherlands

+31 88 13 422 00

info@sixty82.nl

www.sixty82.nl

The Innovators



MADE IN HOLLAND

WORLDWIDE PATENT